



NRTS PRIMARY REGISTRATION

User Manual for Nursing Institute

Table of Contents

Introduction	2
Types of Registration.....	2
Institute Registration	2
Registration by Admin.....	4
SNRC	8
Institute Login	10
Admission Entry.....	11
Registration.....	12
Applicants	14
Authentication.....	15
Photo Capture	16
Certificates Upload.....	17
Payment.....	19
Payments& Forwarding	20
Payment.....	22
Payment Receipts.....	25
Forward the applications.....	26
Contact Us.....	28



Introduction

NRTS – Nurses Registration and Tracking System is a web based application designed for Indian Nursing Council, New Delhi to enable creation of live register of the nurses across the country.

The screenshot shows the NRTS website dashboard with the following sections:

- Enrollment Registration:** 987337 Enrolled, 536602 Approved.
- Primary Registration:** 963915 Identity Verified, 285488 NUID Issued.
- Objectives of Nurses Registration & Tracking System (NRTS):**
 - Free Enrolment of Nurses - Hassel free registration and linked with Aadhaar based biometric authentication.
 - Simplified Registration and has integrated uniform system across the country.
 - Empower Nurses with National Unique Identity Number (NUID).
 - Renewal of licence once in five years linked with 150 hours of Continuing Nursing Education (CNE).
 - Candidates getting NUID Card will get the incentive of 30 hours of CNE for the first time.
 - Facilitate for effective manpower planning for policy makers at State and National level.
 - Uniform issuance of Nurse Passbook comprising of complete history of Nurse Midwifery.
- Quick Links:**
 - To Update Service details and Contact details click here
 - Download User Manuals
 - Gazette Notification - Indian Nursing Council (Nurses)
- Important:**
 - Enrolment Agency M/s. FINO PayTech will visit all CHCs, PHCs and the hospitals (both public and private) for enrolling Nurses Data.
 - Nurses who have enrolled themselves through internet at <http://nrtis.indiannursingcouncil.gov.in> will have to visit respective State
- Login:**
 - UserID (Username): [Input Field]
 - Password: [Input Field]
 - Buttons: login, Reset, New User
 - Links: FAQs on NRTS, HELP-DESK, Reset Password

Institute primary registration is the process of submitting records in bulk by the head of the institute.

Types of Registration

- There are two different types to register.
 - Institute Registration
 - Registration by Admin
- The process remains the same for both the logins.

Institute Registration

- Click on New User to register.
- A page appears as shown:

The screenshot shows a form titled "Select Which Module You Want to Register" with the following options:

- Enrolment Registration
- Reciprocal/Renewal/Additional Registration
- Primary Registration
- Institute Registration

- Select Institute Registration.



- A page appears as shown:

The screenshot shows the registration interface for the Indian Nursing Council. At the top, there is a banner with the council's logo and the text "Indian Nursing Council Nurses Registration & Tracking System". Below the banner, a form titled "Select Which Module You Want to Register" is displayed. This form has three radio button options: "Enrolment Registration", "Reciprocal/Renewal/Additional Registration", and "Primary Registration". The "Institute Registration" option is selected. Below these options is a "Register" section containing several input fields: "State", "District", "Institute", "Board/University", and "Type", each with a dropdown menu. There are also fields for "Password" (with a strength indicator "Should Contain Combination of Number, Special Character, Capital Letter and Small Letter"), "Retype-Password", "Head of the Institute Name", "Email", and "Mobile". A CAPTCHA field is present below the mobile number field. At the bottom of the form are "Submit" and "Reset" buttons, and a "Back to Login" button with a lock icon.

- Fill the form to register





Indian Nursing Council
Nurses Registration & Tracking System

Select Which Module You Want to Register

Enrolment Registration
 Reciprocal/Renewal/Additional Registration
 Primary Registration
 Institute Registration

Register

State: ANDHRA PRADESH
 District: Krishna
 Institute: Charitha School of Nursi
 Board/University: NURSING BOARD
 Type: UNIVERSITY
 Password: Strong!
 Retype-Password: Strong!
 Head of the Institute Name: Test Institute
 Email: test@gmail.com
 Mobile: 8976123655
 CAPTCHA: m3 t 2 9
 m3t29

- Click Submit.
- Click back to Login.

Registration by Admin

- State Admin logs in to the website using credentials.
- State Admin also have the provision to create institute credentials.
- From the left-menu, select Institute credentials.

Login

UserID(Username)
APADMIN@test.in

Password
.....

Successfully Logged Out

[FAQs on NRTS](#) [HELP-DESK](#)
[Reset Password](#)



USER NAME:Andhra Pradesh (Admin),ANDHRA PRADESH

- Home
- Institute/College Master
- Board/University Master
- Social Status Master
- District Master
- Mandal / Block Master
- Village Master
- Mapped State Course Master
- Agency Master
- Course Master
- Course Category Master
- Institute Credentials**
- Merge Hospital / Institute

Activate Windows
Go to PC settings to activate Windows.

- A Page appears as shown:



USER NAME:Andhra Pradesh (Admin),ANDHRA PRADESH

- Home
- Institute/College Master
- Board/University Master
- Social Status Master
- District Master
- Mandal / Block Master
- Village Master
- Mapped State Course Master
- Agency Master
- Course Master
- Course Category Master
- Institute Credentials
- Merge Hospital / Institute

Creating Institute Usernames/Approvals

List of Districts

SELECT

Submit

Activate Windows
Go to PC settings to activate Windows.

- Select the district and click on Submit.
- A page appears as shown:



Andhra Pradesh Nursing Council

Nurses Registration & Tracking System

USER NAME: Andhra Pradesh (Admin), ANDHRA PRADESH

- Home
- Institute/College Master
- Board/University Master
- Social Status Master
- District Master
- Mandal / Block Master
- Village Master
- Mapped State Course Master
- Agency Master
- Course Master
- Course Category Master
- Institute Credentials
- Merge Hospital / Institute

Creating Institute Usernames/Approvals

List of Districts:

Institute Master

Show entries

SNO	Institute Name	Type of Institution	From Year	To year	User Id Status
1	Academy Of Medical Sciences, Mphw Female Training Institute, Rajahmundry, E.Godavari	Private	1986	2008	288617854 Created Successfully
2	Aditya College Of Nursing, Sri Nagar, Kakinada	Private	2004	9999	<input type="button" value="Update Contact"/>
3	Aditya College Of Nursing, Venkat Nagar, Kakinada	Private	2003	2017	<input type="button" value="Update Contact"/>
4	Anuradha Mphw Female Training Institute, Kakinada, E.Godavari	Private	1989	2013	<input type="button" value="Update Contact"/>
5	Bharat School Of Nursing, Dowleswaram, E.Godavari	Private	2004	9999	<input type="button" value="Update Contact"/>
6	Christial Medical Centre, School Of Nursing, Pitghapuram	Private	1952	9999	<input type="button" value="Update Contact"/>
7	Christian Medical Centre School Of Nursing	Private			<input type="button" value="Update Contact"/>
8	Christian Medical Centre, Pitthapuram, East Godavari District	Private	1950	9999	<input type="button" value="Update Contact"/>
9	Christian Medical Centre, Pitthapuram, East Godavari District	Private	1950	9999	<input type="button" value="Update Contact"/>
10	Dr Sakhi Reddy Veerabhadr Rao School Of Nursing S Atchutapuram Kakinada	Private	2011	2014	<input type="button" value="Update Contact"/>

Showing 1 to 10 of 94 entries

Previous ... Next

This site is designed, developed, hosted and maintained by National Informatics Centre (NIC), Ministry of Electronics & Information Technology, Government of India for Indian Nursing Council, New Delhi.

Disclaimer

- Select on Update Contact.
- A popup appears:



Updating Contact Details of Institute x

Name of In-charge

Contact Number

Email

- Click on Submit.





SNRC

- SNRC logs in to website using the credentials.
- Page appears as shown:

Andhra Pradesh Nursing Council
Nurses Registration & Tracking System

USER NAME:Superintendent, Andhra Pradesh

- Home
- Primary Registration
- Enrolments
- Search & Edit
- Approval Renewals
- Reciprocal Registration
- Additional Qualification
- User Profile
- Legacy Data Check
- Slot Adjustment
- Reports

- From the left-menu, select Institute Credentials.
- Select District of the Institute.

Andhra Pradesh Nursing Council
Nurses Registration & Tracking System

USER NAME:Superintendent, Andhra Pradesh

Home

- Dashboard
- Primary Registration
 - Dashboard
 - Institute Credentials**
 - Bank Account Details
- Enrolments
 - Enrolments Dashboard
 - Enrol Nurse - Morpho
 - Enrol Nurse - Secuzen
 - Institute/College Master
 - Search & Edit
 - Application History
- Search & Edit
- Approval Renewals
- Reciprocal Registration

Creating Institute Usernames/Approvals

List of Districts

Krishna

Submit

- Click Submit.
- List of institutes displays.



Andhra Pradesh Nursing Council
Nurses Registration & Tracking System

USER NAME: Superintendent, Andhra Pradesh

- Home
- Dashboard
- Primary Registration Dashboard
- Institute Credentials
- Bank Account Details
- Enrolments
- Enrolments Dashboard
- Enrol Nurse - Morpho
- Enrol Nurse - Secuzen
- Institute/College Master
- Search & Edit
- Application History
- Search & Edit
- Approval Renewals
- Reciprocal Registration
- Process Reciprocal Request
- Additional Qualification
- User Profile
- Legacy Data Check
- Slot Adjustment
- Reports
- Course Wise Registration Report
- State Wise and Role Wise Registrations Report
- Age Group & Gender Wise Report
- State Wise Course Wise Report
- Service Details Report
- Date Wise Report(Registrar)
- Date Wise Qualification Report
- Date Wise Enrolments Report
- State Wise Operator Wise Report
- State Wise Religion Wise Report
- State Wise Income Wise Report

Creating Institute Usernames/Approvals

List of Districts Krishna

Show 10 entries Advanced Search

SNO	Institute Name	Type of Institution	Email	Email Verification Status	User Id Status
1	Annapareddy Venkata Reddy Memorial Mphw Female Training Institute, Pamaru, Krishna	Private	raju@gmail.com	7889451212	User Id Not Cretaed Yet.Please Contact State Admin
2	Charitha School Of Nursing, Surya Rao Pet, Vijayawada	Private	test@gmail.com	8976123655	205472372 <input style="border: 2px solid red;" type="button" value="Send/Re-send Credentials"/>
3	Dr. C Sobhanadri Siddhartha College Of Nursing	Private	Email Not Updated Yet.Please Contact State Admin	Mobile Not Updated Yet.Please Contact State Admin	User Id Not Cretaed Yet.Please Contact State Admin
4	Dr.Pinnamaneni Sidhartha Institute Of Medical Sciences And Research Foundation, Chinaoutapalli, Vijayawada	Private	Email Not Updated Yet.Please Contact State Admin	Mobile Not Updated Yet.Please Contact State Admin	User Id Not Cretaed Yet.Please Contact State Admin
5	Florence Nightingale College Of Nursing, Edpugallu Post, Kanikipadu Mandal, Vijayawada	Private	Email Not Updated Yet.Please Contact State Admin	Mobile Not Updated Yet.Please Contact State Admin	User Id Not Cretaed Yet.Please Contact State Admin
6	Florence Nightingale School Of Nursing Vijayawada Andhra Pradesh	Private	Email Not Updated Yet.Please Contact State Admin	Mobile Not Updated Yet.Please Contact State Admin	User Id Not Cretaed Yet.Please Contact State Admin
7	Florence School Of Nursing Vijayawada Andhra Pradesh	Private	Email Not Updated Yet.Please Contact State Admin	Mobile Not Updated Yet.Please Contact State Admin	User Id Not Cretaed Yet.Please Contact State Admin
8	Ganesh School Of Nursing, Gudivada	Private	Email Not Updated Yet.Please Contact State Admin	Mobile Not Updated Yet.Please Contact State Admin	User Id Not Cretaed Yet.Please Contact State Admin
9	Giffard Memorial Hospital Nuzvid	Private	Email Not Updated Yet.Please Contact State Admin	Mobile Not Updated Yet.Please Contact State Admin	User Id Not Cretaed Yet.Please Contact State Admin
10	Giffard Menorial Hospital, Nuzvid.	Private	Email Not Updated Yet.Please Contact State Admin	Mobile Not Updated Yet.Please Contact State Admin	User Id Not Cretaed Yet.Please Contact State Admin

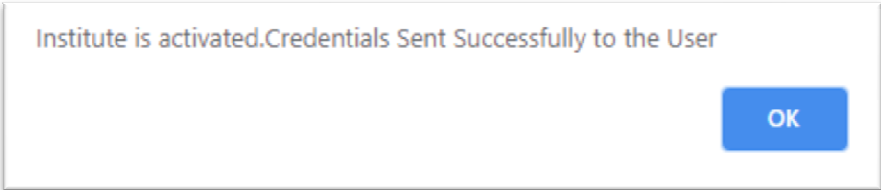
Showing 1 to 10 of 58 entries

1
2
3
4
5
6

This site is designed, developed, hosted and maintained by National Informatics Centre (NIC), Ministry of Electronics & Information Technology, Government of India for Indian Nursing Council, New Delhi.

Disclaimer

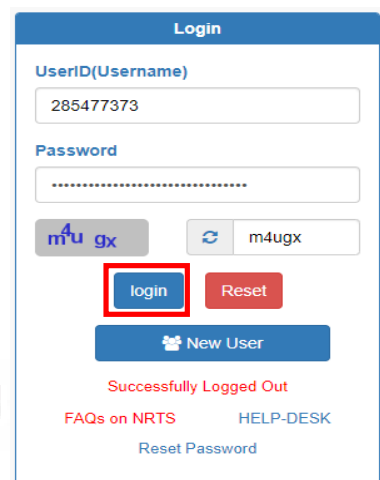
- Select the Institute and click on Send/Re-send Credentials to activate the Institute credentials.
- Credentials are sent to Institute head Mobile and Email.
- A message appears as follows:



- Click on OK.

Institute Login

- Secured credentials are sent to Institute head’s mobile and Email.
- Using the provided credentials login to the website for further process.
- A page appears as shown:



- A page appears as shown:





Admission Entry

- From the left-menu, select Admission Entry.
- A page appears as shown:

**Andhra Pradesh Nursing Council
Nurses Registration & Tracking System**

USER NAME: Charitha School of Nursing, Surya Rao Pet, Vijayawada

Home
Admission Entry
 Registration
 Applicants
 Payments & Forwarding
 Payment Receipts
 Rejected

Bulk Admission Entry For Final Year Passed Outs

Course: B.Sc. N
 Admission Year: 2011-2012
 Course Duration: 01-01-2011 to 01-01-2015
 Exam Month/Year: MARCH 2016
 Total Admissions: 100
 Total Passed Outs: 100

Note: Registrations will be restricted to the total number of passed outs

ADD

Show 10 entries

SNO	Course	Year	Total Passed outs	Total Admissions	Edit
-----	--------	------	-------------------	------------------	------

This site is designed, developed, hosted and maintained by National Informatics Centre (NIC), Ministry of Electronics & Information Technology, Government of India for Indian Nursing Council, New Delhi. Disclaimer

- Click on ADD to add the course.

**Andhra Pradesh Nursing Council
Nurses Registration & Tracking System**

USER NAME: Charitha School of Nursing, Surya Rao Pet, Vijayawada

Home
Admission Entry
 Registration
 Applicants
 Payments & Forwarding
 Payment Receipts
 Rejected

Go Back

Show 10 entries

SNO	Course	Year	Total Passed outs	Total Admissions	Edit
1	B.Sc. N	2011	100	100	Edit



Registration

- From the left-menu, select Registration.
- Select Admission year and Course.

Andhra Pradesh Nursing Council
Nurses Registration & Tracking System

USER NAME: Charitha School of Nursing, Surya Rao Pet, Vijayawada

Home
Admission Entry
Registration
Applicants
Payments & Forwarding
Payment Receipts
Rejected

Registration of Nurse

Admission Year: 2011-2012 Course: B.Sc. N

SEARCH

- Click Search
- A registration form appears.
- Input the details and submit the application.





Andhra Pradesh Nursing Council
Nurses Registration & Tracking System

USER NAME:Charitha School of Nursing, Surya Rao Pet, Vijayawada

- Home
- Admission Entry
- Registration
- Applicants
- Payments & Forwarding
- Payment Receipts
- Rejected

[Go Back](#)

INSTITUTE NAME: Charitha School of Nursing, Surya Rao Pet, Vijayawada **ADMISSION YEAR:** 2011-2012
NO OF ADMISSIONS: 100 **NO OF PASSED OUTS:** 100
No of Individual Registrations: 0 **Remaining Entries are:** 100

Note: Registrations will be restricted to the total number of passed outs

B. Sc. NURSING - NEW REGISTRATION

Name (As Per Class 10th Memo)* **Date of birth*** **Gender***

PERSONAL DETAILS

Marital Status* **Relation***
Father/ Mother /Spouse Name* **Social Status (as declared by candidate)***
State (Where you belong to)* **District***
Religion* **Passport No**
Nationality* **Aadhaar No***

CONTACT DETAILS

(A)Permanent Address

Address Line-1* **Address Line-2*** **Address Line-3***

Locality* **State*** **District***

Block/Mandal/Taluka* **Village** **PIN/ZIP Code***

Is The Present Address Same As Permanent Address* YES NO
Landline Number **Mobile Number*** **Alternate Mobile Number**

Email Address* **Alternate Email Address**

EDUCATIONAL DETAILS

State* **Name Of The Board*** **Year Of Passing.***

10th Class
12th Class

NOTE: PRESCRIBED REGISTRATION FEE
 Do not Enter institutional email id and mobile no
 Residential Address is mandatory for any future correspondence
 All error messages will be displayed on the screen Fields marked with asterisk(*) are mandatory.
 Do not pre-fix title to your name e.g.: Mr., Miss, Mrs, etc.
 Select date of birth using the calendar provided.
 Candidate email and mobile number will be used for all future communication. Please ensure you enter a valid one. Do not enter Institutional e-mail and mobile no



Applicants

- Select Applicants from the Left-menu.
- Select Admission year and course.
- Click Search.
- List of courses registered in the year appears:

Andhra Pradesh Nursing Council
Nurses Registration & Tracking System

USER NAME: Charitha School of Nursing, Surya Rao Pet, Vijayawada

Home
Admission Entry
Registration
Applicants
Payments & Forwarding
Payment Receipts
Rejected

Registration of Nurse

Admission Year: 2011-2012 Course: SELECT

SEARCH

Show 10 entries

S.NO	Course	Count	Admission Year	Created Date
1	B4Y	2	2011-2012	17-06-2020

- Click on the Course or Count.
- A page appears as shown:

Andhra Pradesh Nursing Council
Nurses Registration & Tracking System

USER NAME: Charitha School of Nursing, Surya Rao Pet, Vijayawada

Home
Admission Entry
Registration
Applicants
Payments & Forwarding
Payment Receipts
Rejected

Go Back

INSTITUTE NAME: Charitha School of Nursing, Surya Rao Pet, Vijayawada

ADMISSION YEAR: 2011-2012

<input checked="" type="checkbox"/>	SNO	RegId	Applicant Name	Course	Date of Birth	Aadhaar Status	Photo Status	Certificates Status
<input type="checkbox"/>	1	649	TestOne	B4Y	17-06-2000	Click here to Authenticate	Click here to Capture	Certificates to be Uploaded
<input type="checkbox"/>	2	650	TestTwo	B4Y	17-06-2000	Click here to Authenticate	Click here to Capture	Certificates to be Uploaded

Proceed for Payment



Authentication

- Select each application, click on Click here to Authenticate.

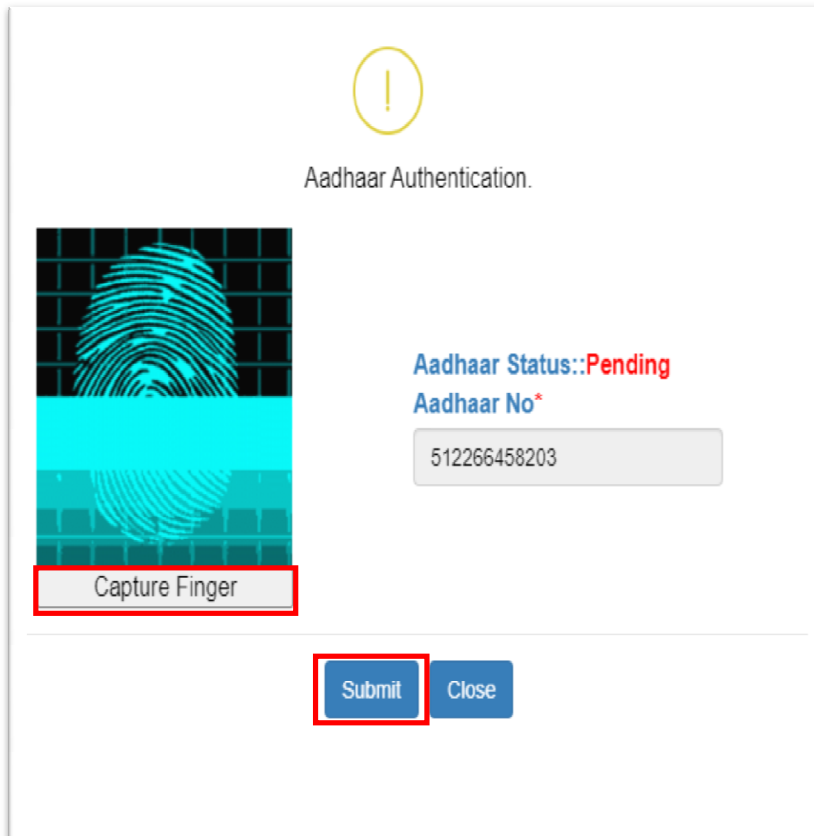
The screenshot displays the 'Registration Details - (B4Y)' page of the NRTS system. The user's name is Charitha School of Nursing, Surya Rao Pat, Vijayawada. The profile is divided into several sections: Registration Details, Contact Details, 10th Details, 12th Details, Basic Qualification Details, Photo Capture & Certificate Upload Details, and Aadhaar Authentication. The Aadhaar Authentication section at the bottom is highlighted with a red box and contains the following elements:

Authentication Status:	Authenticate with Secuzen	Authenticate with Morpho
------------------------	---------------------------	--------------------------

Below the authentication buttons is a 'Close' button.



- Select either Authenticate with Secuzen or Authenticate with Morpho for authenticating the candidate.



- Capture the Finger and click on Submit.

Photo Capture



- Click on click here to photo capture.



Photo Capture

Photo Capture Details

Here is your image:


Candidate Photo Capture


- Click on Submit.

Photo Captured Successfully

- Click Ok.

Certificates Upload

- Click on Certificates to be uploaded to upload the certificates.



Uploaded Certificates ✕

CLASS-X CERTIFICATE/PROOF OF DOB	<input type="button" value="Choose File"/> Certificate1.jpg	
CLASS-XII CERTIFICATE	<input type="button" value="Choose File"/> Certificate2.jpg	
SIGNATURE UPLOADS	<input type="button" value="Choose File"/> Certificate3.png	
PROVISIONAL CERTIFICATE	<input type="button" value="Choose File"/> Certificate3.png	
COURSE COMPLETION CERTIFICATE	<input type="button" value="Choose File"/> Certificate4.jpg	
1ST YEAR MARK SHEET	<input type="button" value="Choose File"/> Certificate2.jpg	
2ND YEAR MARK SHEET	<input type="button" value="Choose File"/> Certificate3.png	
3RD YEAR MARK SHEET	<input type="button" value="Choose File"/> Certificate3.png	
4TH YEAR MARK SHEET	<input type="button" value="Choose File"/> Certificate3.png	

- Click on update to upload the certificates.

Certificates Updated Successfully



- Do the same to all the applications.

Payment

- Select the applications ready for payment process.

Andhra Pradesh Nursing Council
Nurses Registration & Tracking System

USER NAME: Charitha School of Nursing, Surya Rao Pet, Vijayawada

Go Back

INSTITUTE NAME: Charitha School of Nursing, Surya Rao Pet, Vijayawada ADMISSION YEAR: 2011-2012

<input checked="" type="checkbox"/>	SNO	RegId	Applicant Name	Course	Date of Birth	Aadhaar Status	Photo Status	Certificates Status
<input checked="" type="checkbox"/>	1	649	TestOne	B4Y	17-06-2000	Authenticated Successfully	Captured Successfully	Certificates Uploaded Successfully
<input checked="" type="checkbox"/>	2	650	TestTwo	B4Y	17-06-2000	Authenticated Successfully	Captured Successfully	Certificates Uploaded Successfully

Proceed for Payment

- Click on Proceed for Payment.

Are you sure you want to Forward the selected applications for the Payment.

OK Cancel

- Click on OK to proceed.



The screenshot shows the top banner with the council's logo and name. Below the banner, the user name is displayed as 'Charitha School of Nursing, Surya Rao Pet, Vijayawada'. On the left, a navigation menu lists: Home, Admission Entry, Registration, Applicants, Payments & Forwarding, Payment Receipts, and Rejected. The main content area displays the message: **Successfully Verified and Forwarded to Payment**.

Payments & Forwarding

- Select Payments & Forwarding from the left-menu.
- A page appears as shown:

The screenshot shows the 'Payments & Forwarding' page. The left navigation menu has 'Payments & Forwarding' highlighted with a red box. The main area contains two summary cards for 'Pending Applications For Payment' and 'Pending Applications After Payment'. Both cards show a table with the following data:

BSC	- 2
GNM	0
ANM	0
TOTAL	- 2

Below each table is a dropdown menu currently set to 'Pending'.

- Select **Pending Applications for Payment**.
- Select Admission year and Course to get the list of details.



S.NO	Course	Count	Admission Year	Created Date
1	B4Y	2	2011-2012	17-06-2020

- Select the Course.

<input checked="" type="checkbox"/>	SNO	RegId	Applicant Name	Course	Date of Birth	Amount in Rs/-
<input checked="" type="checkbox"/>	1	649	TestOne	B4Y	17-06-2000	500
<input checked="" type="checkbox"/>	2	650	TestTwo	B4Y	17-06-2000	500

- Select the applications for payment.
- Click on Proceed to Payment.
- Confirm by clicking OK.

Are you sure you want to Proceed for Payment.

OK
Cancel





Payment

There are 4 different payment modes.

1. Cash
2. DD
3. Cheque
4. Payment-gateway

Cash

- Select Cash in Payment mode.
- Accept the Terms& Conditions by checking the checkbox.

PAYMENT DETAILS	
Name of the Candidate / Institute	PrimaryTest
Email	primaryyy@gmail.com
Mobile	9384737623
Amount in Rs	Rs 500 INR.
Service	Primary
Payment Mode	Cash
<input checked="" type="checkbox"/> By proceeding I/We agree to the Terms & Conditions and have read and understood the Cancellation & Refund Policy and Privacy Policy.	
<input type="button" value="Submit"/>	

Note *: Don't Refresh/Reload the Page

- Click on Submit to pay.

Demand draft- DD

- Select DD in the payment mode.
- Provide DD number and DD date.
- Accept the Terms& Conditions by checking the checkbox.





PAYMENT DETAILS	
Name of the Candidate / Institute	PrimaryTest
Email	primaryyy@gmail.com
Mobile	9384737623
Amount in Rs	Rs 500 INR.
Service	Primary
Payment Mode	DD
DD/CHEQUE Number *	7384/293
DD/CHEQUE Date *	17-06-2020
<input checked="" type="checkbox"/> By proceeding I/We agree to the Terms & Conditions and have read and understood the Cancellation & Refund Policy and Privacy Policy.	
<input type="button" value="Submit"/>	

Note *: Don't Refresh/Reload the Page

- Click on Submit to complete the payment.

Cheque

- Select Cheque in payment mode.
- Provide Cheque number and date of the cheque.
- Accept the Terms& Conditions by checking the checkbox.

PAYMENT DETAILS	
Name of the Candidate / Institute	PrimaryTest
Email	primaryyy@gmail.com
Mobile	9384737623
Amount in Rs	Rs 500 INR.
Service	Primary
Payment Mode	DD
DD/CHEQUE Number *	7384/293
DD/CHEQUE Date *	17-06-2020
<input checked="" type="checkbox"/> By proceeding I/We agree to the Terms & Conditions and have read and understood the Cancellation & Refund Policy and Privacy Policy.	
<input type="button" value="Submit"/>	

Note *: Don't Refresh/Reload the Page





- Click on Submit to complete the Payment.

Payment gateway

- Select Payment gateway in the payment mode.
- Accept the Terms& Conditions by checking the checkbox.

PAYMENT DETAILS	
Name of the Candidate / Institute	PrimaryTest
Email	primaryyy@gmail.com
Mobile	9384737623
Amount in Rs	Rs 500 INR.
Service	Primary
Payment Mode	Payment-Gatew:
<input checked="" type="checkbox"/> By proceeding I/We agree to the Terms & Conditions and have read and understood the Cancellation & Refund Policy and Privacy Policy.	
<input type="button" value="Submit"/>	

Note *: Don't Refresh/Reload the Page

- Click on Submit to complete the Payment.





PAYMENT RECEIPT DETAILS	
Payment Transaction Status	S
Order Id	PRI20200617075710
Customer ID	BULB4Y150
Amount in Rs	Rs 1000 INR.
BankTransactionNo	
Status of the Transaction	Success
Date & Time of the Transaction	17-06-2020 07:57:10
Remarks	

Payment Receipts

- Click on Payment receipts from the left-menu.

Andhra Pradesh Nursing Council
Nurses Registration & Tracking System

USER NAME: Charitha School of Nursing, Surya Rao Pet, Vijayawada

Home
Admission Entry
Registration
Applicants
Payments & Forwarding
Payment Receipts
Rejected

Go Back

Payment Receipts

Show 10 entries

S.NO	Bulk Reference ID	Net Amount Paid in (Rs)	Admission Year	Created Date
1	<u>BULB4Y150</u>	1000	2011	17-06-2020

- Click on Reference ID to get the receipts.



Andhra Pradesh Nursing Council
Nurses Registration & Tracking System

USER NAME: Charitha School of Nursing, Surya Rao Pet, Vijayawada

Go Back

Payment Receipts

Show 10 entries

S.NO	Candidate Name	Candidate ID	Bulk Reference ID
1	TestOne	REGB4Y649	BULB4Y150
2	TestTwo	REGB4Y650	BULB4Y150

Forward the applications

- To forward the applications, select Payments & Forwarding from the left-menu.

Andhra Pradesh Nursing Council
Nurses Registration & Tracking System

USER NAME: Charitha School of Nursing, Surya Rao Pet, Vijayawada

Home
Admission Entry
Registration
Applicants
Payments & Forwarding
Payment Receipts
Rejected

BSC - 0
GNM - 0
ANM - 0
TOTAL - 0

Pending

Pending Applications For Payment

BSC - 4
GNM - 0
ANM - 0
TOTAL - 4

Pending

Pending Applications After Payment

- Select **Pending applications after payment**.
- Select the Course.





Andhra Pradesh Nursing Council
Nurses Registration & Tracking System

USER NAME:Charitha School of Nursing, Surya Rao Pet, Vijayawada

- Home
- Admission Entry
- Registration
- Applicants
- Payments & Forwarding
- Payment Receipts
- Rejected

Go Back

Course Wise Pending Applications

Sno	Course	Count
1	ANM	0
2	B4Y	2
3	GNM	0

Show 5 entries

Search:

Course	Count	Created Date
B4Y	2	17-06-2020
B4Y	2	17-02-2020

Showing 1 to 2 of 2 entries

Previous 1 Next

This site is designed, developed, hosted and maintained by National Informatics Centre (NIC), Ministry of Electronics & Information Technology, Government of India for Indian Nursing Council, New Delhi.

Disclaimer

- Click on the Course.

Andhra Pradesh Nursing Council
Nurses Registration & Tracking System

USER NAME:Charitha School of Nursing, Surya Rao Pet, Vijayawada

- Home
- Admission Entry
- Registration
- Applicants
- Payments & Forwarding
- Payment Receipts
- Rejected

Go Back

<input checked="" type="checkbox"/>	SNO	RegId	Applicant Name	Course	Date of Birth	Created Date
<input checked="" type="checkbox"/>	1	649	TestOne	B4Y	17-06-2000	17-06-2020
<input checked="" type="checkbox"/>	2	650	TestTwo	B4Y	17-06-2000	17-06-2020

I do hereby declare that all the information given above is true

Forward To Superintendent

- Click on Forward to Superintendent.



Are you sure you want to Forward the selected applications to the Superintendent

OK

Cancel

- Confirm the message by clicking OK.
- Successfully applications are forwarded to SNRC.

Contact Us

Share your feedback/ Queries with us, please write to us at: <mailto:inctechhelp@gmail.com>

